

LRS SERIES Outdoor Lighting

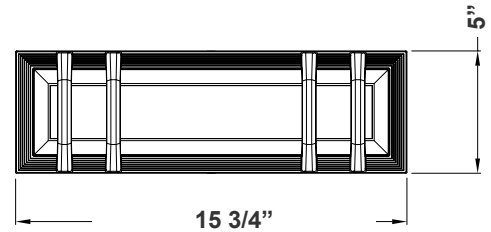
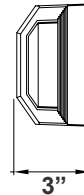
LRS-T1-MCT5-DD-ORB
WALL CUBE WITH ADJ. BEAM ANGLE UP/DOWN LIGHTS
MCT5 Multi Color Temperature (Selectable)



Customer Name: _____

Project Name: _____

Note: _____ Type: _____



15 3/4"(W) x 5"(H) x 3"(D)

LED Wall Pack with double-walled clear/frosted lens is ideal for general site lighting, loading docks, doorway, pathway and parking areas.

Features

- Back plate: Die-cast aluminum
- Polycarbonate Lens
- 7-Year Warranty
- Multi CCT Switch is Inside Fixture

Technical Specifications

Electrical:

- Voltage: 120V AC 60Hz
- Wattage: 20W
- Power Factor: >0.90
- Efficacy: 75 LPW

Mechanical:

- Back plate: Die-Cast Aluminum with Mounting/Gasket Installed
- Polycarbonate Lens
- Operating Temperature: -4°F to 104°F
- IP44, Suitable For Wet Location
- 7-Year Warranty

Lighting:

- Multi CCT Switch is Inside Fixture
- Dimming: (Dual Function) Triac Dimmable at 120V & 0-10V Dimming at 120-277V
- Total Lumens: 1500LM
- Color Temperatures: 2700K/3000K/3500K/4000K/5000K
- Color Rendering Index: CRI ≥ 90
- Beam Angle: 90° x 110°
- Rated Life: 70,000 Hrs

Applications:

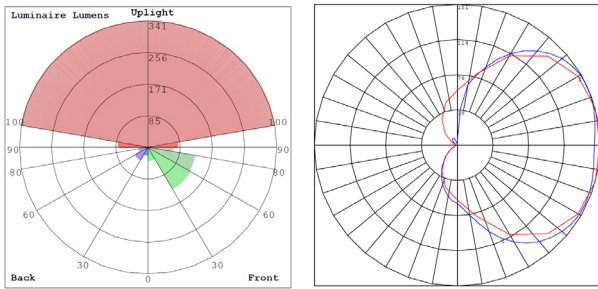
- LED Wall Pack with double-walled clear/frosted lens is ideal for general site lighting, loading docks, doorway, pathway and parking areas.

Other Models:

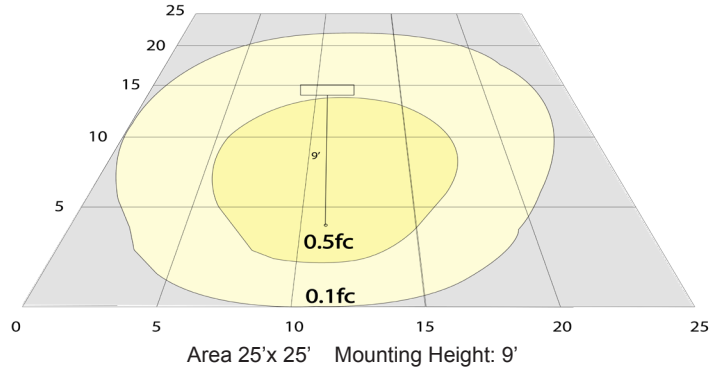
- 25W | 1875LM | LRS-T2-MCT5-DD-ORB



Photometrics: LRS-T1-MCT5-DD-ORB



BUD Rating: B0-U3-G1



Other Views:



Side View



Front View



Back View

Performance Table: LRS-T1-MCT5-DD-ORB

MODEL NO.	Wattage	Voltage	Lumens	Color Temp.	BUG Rating	LPW
LRS-T1-MCT5-DD-ORB	20W	120V	1500LM	2700K 3000K 3500K 4000K 5000K	B0-U3-G1	75

Sample Ordering

Model	Color Temp.	Dimming	Housing
LRS - T1 - MCT5 - DD - ORB			

Other Models:



LRS-T2-MCT5-DD-ORB

